



# Enhanced Cash Fund Fact Sheet

**S&P rating: AAf/S1**

As of September 30, 2025

## Portfolio Statistics

30-Day Yield: 4.06%

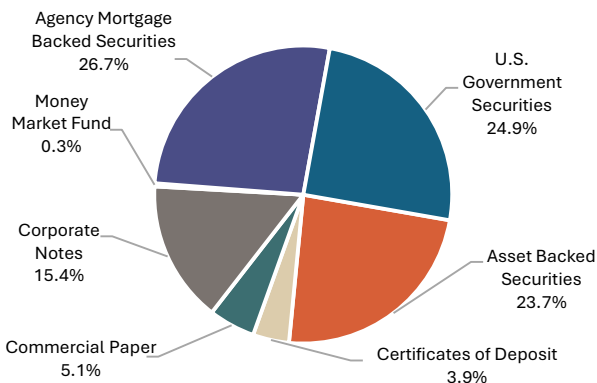
Duration: 1.01 years

Net Asset Value Per Share: 12.096

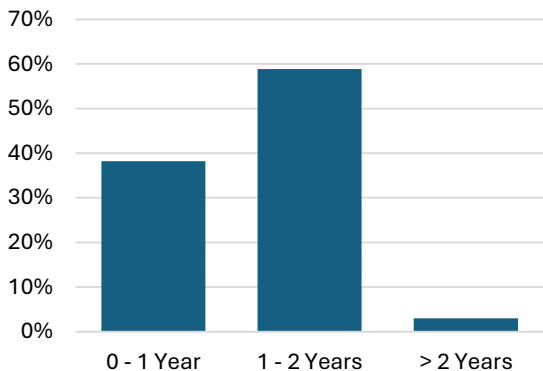
1 Year Total Return: 4.52%

Fund Assets: \$126 million

## Portfolio Composition



## Portfolio Maturity Distribution



Note: Maturity distribution calculated in expected final maturity

## For more information, please contact us:

- **Phone:** 855-202-9650
- **Website:** [www.flsafe.org](http://www.flsafe.org)
- **Email:** [flsafe@chandlerasset.com](mailto:flsafe@chandlerasset.com)

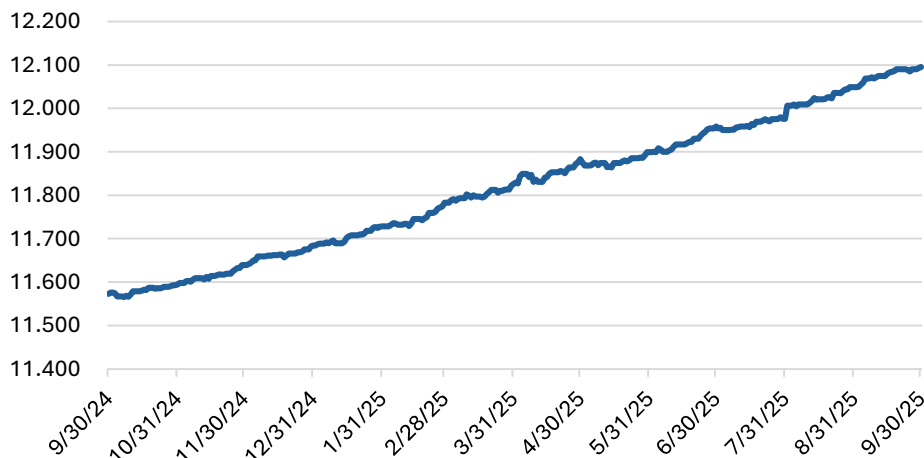
## Managed by a Firm with a Public Sector Focus

- Chandler Asset Management, Inc. (Chandler) is the investment adviser and operational manager for FL SAFE. Founded in 1988, Chandler managed \$42.0 billion in assets, including more than \$2.5 billion for local governments in Florida, as of Sept. 30, 2025.

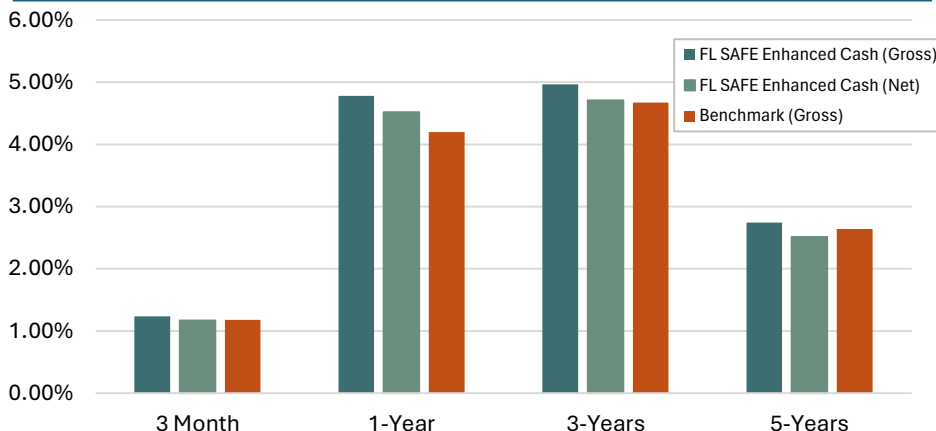
## Investment Approach

- The Enhanced Cash Fund portfolio seeks to invest with a target duration of one year. The net asset value of the portfolio will fluctuate as the market value of the investments held change over time. The Enhanced Cash Fund invests in various types of debt obligations including U.S. government securities, corporate notes, mortgage-backed securities, asset-backed securities, bank notes and other obligations permitted by applicable Florida statutes.

## Net Asset Value Per Share



## Total Return



Benchmark is the ICE BAML 9-12 month Treasury Bill Index. 1 Year, 3 Year and 5 Year returns are annualized.