



Daily Liquidity Fund Fact Sheet

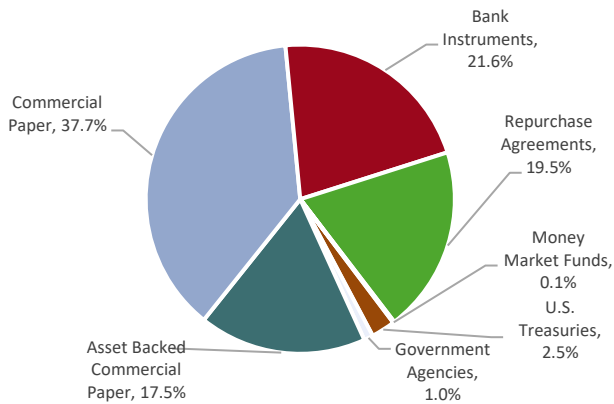
S&P rating: AAAm

As of March 31, 2026

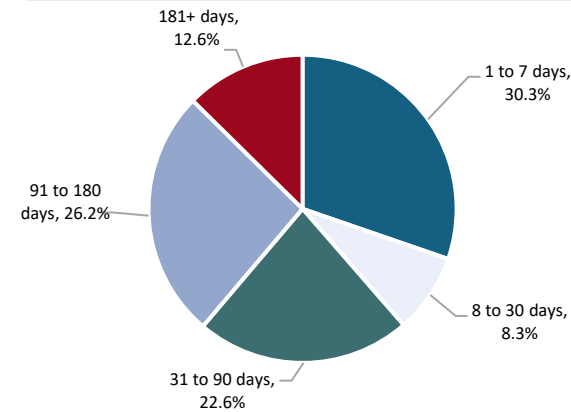
Portfolio Statistics

7-Day Yield: 3.70%
 30-Day Yield: 3.70%
 WAM: 45 days
 WAL: 84 days
 Fund Assets: \$1.66 billion

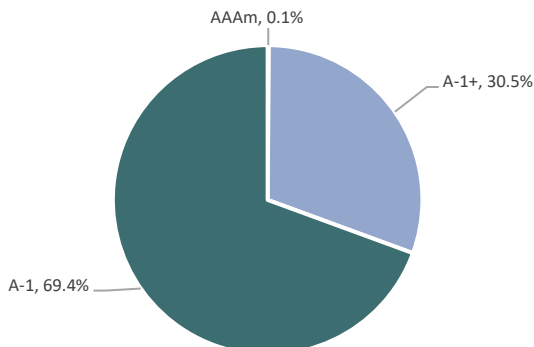
Portfolio Composition



Portfolio Maturity Distribution



Portfolio Credit Quality



Managed by a Firm with a Public Sector Focus

- Chandler Asset Management, Inc. (Chandler) is the investment adviser and operational manager for FL SAFE. Founded in 1988, Chandler managed \$45.5 billion in assets, including more than \$3.4 billion for local governments in Florida, as of Mar. 31, 2026.

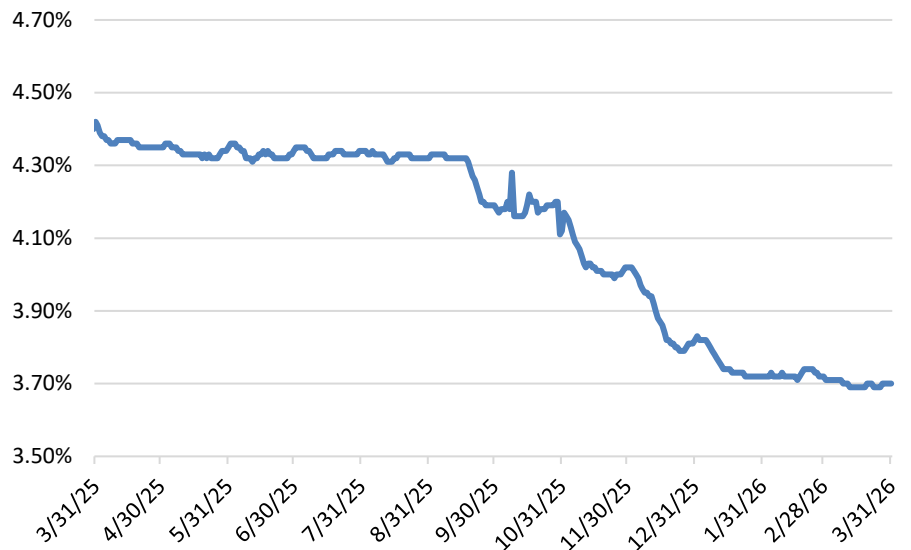
Conservative Investment Approach

- The portfolio seeks to maintain \$1.00 net asset value with a maximum weighted average maturity of 60 days and a maximum weighted average life of 90 days.
- FL SAFE invests in various types of debt obligations including obligations guaranteed by the full faith and credit of the United States, U.S.-government agency obligations, corporate obligations, asset-backed securities, bank obligations and other obligations permitted by applicable Florida statutes.
- The portfolio is also managed to the requirements of GASB 79, which requires 10% daily and 30% weekly liquidity.

For more information, please contact us:

- Phone:** 855-202-9650
- Website:** www.flSAFE.org
- Email:** flSAFE@chandlerasset.com

7-Day Yields



©2026 Chandler Asset Management, Inc. An independent, SEC-registered investment adviser. This report is provided for informational purposes only and should not be construed as specific investment or legal advice. The information contained herein was obtained from sources believed to be reliable as of the date of publication, but may become outdated or superseded at any time without notice. Any opinions or views expressed are based on current market conditions and are subject to change. This report may contain forecasts and forward-looking statements which are inherently limited and should not be relied upon as an indicator of future results. Past performance is not indicative of future results. This report is not intended to constitute an offer, solicitation, recommendation, or advice regarding any securities or investment strategy and should not be regarded by recipients as a substitute for the exercise of their own judgment. Fixed income investments are subject to interest rate, credit, and market risk. Interest rate risk: The value of fixed income investments will decline as interest rates rise. Credit risk: the possibility that the borrower may not be able to repay interest and principal. Low-rated bonds generally have to pay higher interest rates to attract investors willing to take on greater risk. Market risk: the bond market, in general, could decline due to economic conditions, especially during periods of rising interest rates. Portfolio Credit Quality ratings are derived from S&P Global Ratings. Portfolio Maturity Distribution reflects GASB 79 rules for direct and non-direct U.S. government securities.